


Activate your

Cobee by Pluxee

Account

With these simple steps:



1

Log in to your account

From the welcome email or by scanning the QR code we sent you.



2

Choose a password

Easy to remember (and secure, of course!).

3

Download the app

Find it in your App Store or Google Play, log in with your email and password... and voilà.



4

Complete your profile

And request your card
And that 's it! You're all set to start saving with every payment!

But what if you could already see how much you're saving?

Use our simulator and discover what Cobee by Pluxee can do for your wallet.
Simulate. Discover. Save.



Any doubts?

Contact soporteusuario.es@pluxeegroup.com